



Erasmus+



“INNOVATIVE AGRICULTURAL TECHNIQUES TO BOOST ENTREPRENEURIAL SKILLS OF FUTURE FARMERS”

NR. REF. 2020-1-IT01-KA202-008505C

C4 –RUUKI, FINLAND

11.dec th –17dec 2022

HOW CAN I START A SUCCESSFUL AND INNOVATIVE BUSINESS IN
AGRICULTURE OR ANIMAL FARMING?



In order to have a business legally, you should have a registered company. The registered legal firm allows you to start the activity and obtain financing.

For example, access European funds, take credit from the bank, hire people, enter into business partnerships and collaborate more simply and reliably with suppliers and customers.

LEGISLATION FROM ROMANIA ASSUME
REGISTRATION OF A COMPANY:

1. ESTABLISHMENT OF CAEN CODES: ***Classification of Activities in the National Economy***
2. ***ONRC - Commercial Registry***
3. ANAF - ***County Administration of Public Finance***

IN ORDER TO GET STARTED, YOU NEED TO
PAY ATTENTION TO THE FOLLOWING STEPS

1: The activity object

- It is essential to think about what the object of activity is and to draw up a business plan





2: Establishing the name of the enterprise (firm) and the emblem

- ✓ It is important to choose a name that is appropriate to what your business idea is going to represent.
- ✓ In this sense, you will have to complete a verification request, which you will find on the ONRC website (National Office of the Trade Register).
- ✓ The form on the website must be completed with three variants of the name for the company, in order of preference.
- ✓ They will be checked by the authorities, then they will inform you if the name you chose is available.



3: Establishing the place / space where the company will have its main headquarters and, if necessary, secondary headquarters

- ✓ This consists in choosing a location for the company's activity.
- ✓ This can be an apartment or a building.
- ✓ Of course, you must have documents proving either the ownership of the apartment or the rental contract.



4: Establishing the associates and administrators



- ✓ If you establish an SRL, you can have up to 50 associates.
- ✓ As the social capital (financial or other contribution) cannot be less than 1 leu.
- ✓ Each associate will have to bring at least 1 leu.

5: Establishing CAEN codes

C
A
E
N

- ✓ Economic activities in Romania are grouped by CAEN classes, expressed by a four-digit code.
- ✓ Depending on the activities carried out, the SRL may have several CAEN codes.
- ✓ The main code is entered on the Registration Certificate, and the secondary codes, in the company's constitutive act.



6. Drafting the constitutive act



The constitutive act is the most important document required for the establishment of an SRL. It must include the identification data of the company's associates, the role held by them and information about the registered office.

At the same time, the following must be entered:


- Company name;
- Information about the social capital;
- The share attributed to each associate in benefits and losses;
- Contribution of associates;
- Associates' signatures;
- The main and secondary objects of activity of the company;
- The identification data of the first censors;
- Data about the registered office;
- Duration of the company;
- The method of dissolution of the company.



7: Depositing the share financial capital

The next step consists in opening a bank account and depositing the share capital of the SRL.

In this sense, it is necessary for each member to submit his contribution to the bank, together with the proof of name reservation, the constitutive act and the identity documents.



8: SUBMISSION OF DOCUMENTS TO ONRC

01



All documents related to the company (declarations, fiscal certificate, proof of share capital, application for registration) must placed to the ONRC headquarters.

02



If there are no problems, in just a few days you will obtain the company's documents, the registration certificate,, and you will be able to start the activity.

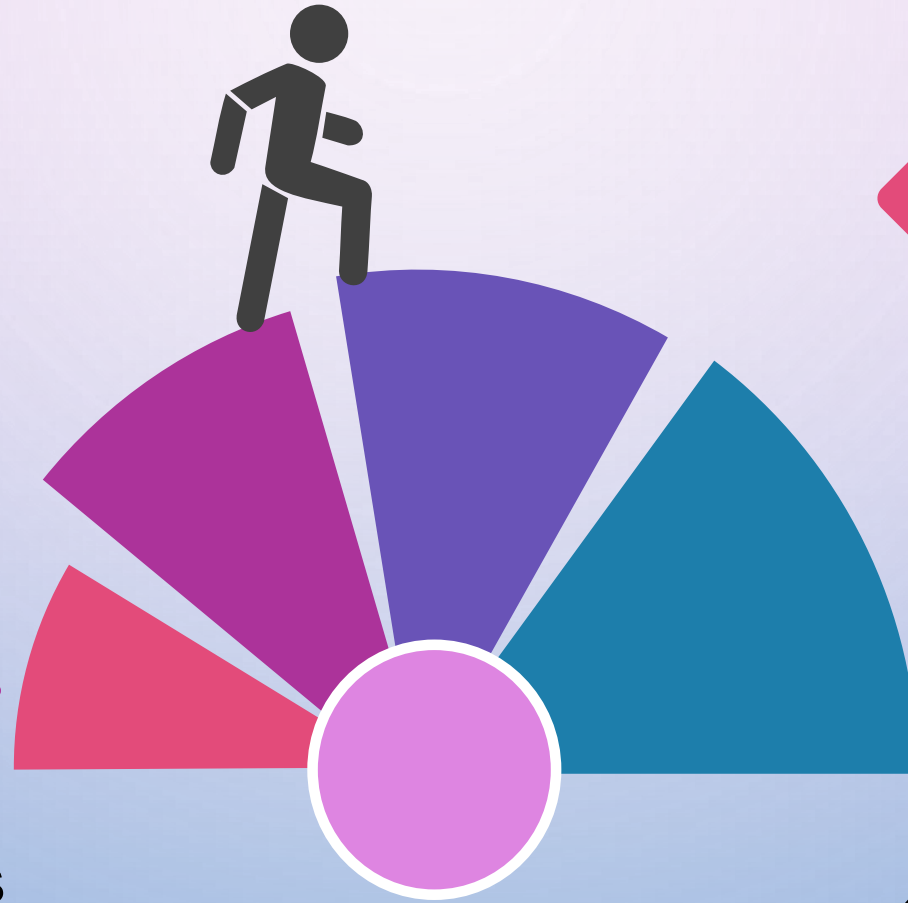
03



In the event that the documents are not correct or well completed, it will be difficult for you to solve the problem remotely.

9: REGISTRATION AT ANAF

After collecting the company's documents, you have 15 days to register the SRL at the ANAF headquarters within the territorial radius of the company's headquarters.



It is necessary to make a stamp with the identification data of the company (name, address, CUI)



Limited liability company (SRL) or Authorized physical person (PFA)?

- In the case of a PFA or SRL, registration with the ONRC is free.
- To become *a* PFA it is necessary to submit a proof of experience in the main field of activity.

According to the law, a PFA can have in its object of activity no more than 5 classes of activities stipulated by the CAEN code. Instead, in the case of an SRL, you can choose how many areas of activity you want




WHO CHOOSES SRL?

- Generally, those entrepreneurs will choose SRL, who will carry out trade activities, online commerce, or simply those who consider to have a faster evolution in volume, of the activities they carry out.

The logo for SRL features a stylized blue 'S' inside a circular shape, followed by the letters 'R' and 'L' in a bold, sans-serif font.

TAXES AND FEES THAT YOU WILL PAY FOR A SRL

- 16% on profit or 3% or 1% on income for micro-enterprises.
- 16% dividend tax at the end of the year.



TAXES AND FEES THAT YOU WILL PAY FOR A PFA

- 16% income tax
- 10,5% or 26,3% for CAS (health) on declared income.
- 5,5% for CASS (social security) in real system or based on income norm.

ENTREPRENEUR IN AGRICULTURE

For those who want to become entrepreneurs in agriculture, it is important to know the following informations about how to start a company in this field.

Agriculture is a vast field, representing the science of plant cultivation and animal husbandry.



THE STEPS THAT AN AGRICULTURAL ENTREPRENEUR MUST FOLLOW

- First of all, an entrepreneur must know very clearly what will be the main activity he will carry out;
- Next the company will put down the documentation at the Chamber of Commerce and it will be followed by the opening of a bank account;
- If the land is personal property, a capital contribution will be made (the passage of the land on the firm), and if the entrepreneur does not own the land, a lease will be made.
- After the desired activity has been chosen, a soil study (nutrients, PH, fertility) will be made, after which, the entrepreneur will decide whether to go on eco, bio or conventional agriculture;
- The next step is to register the company with the County Agricultural Directorate and APIA, for subsidies.
- The possibility of accessing European funds will be considered;



It is important to know that the subsidies offered for eco-farming are higher.



It is advisable as an agricultural entrepreneur to be part of a cooperative, to have access to lower prices for the purchase of necessary substances, greater bargaining power and for the advantage of quantity, which means being able to sell in a macro system what you produce.

The next steps will be to do a market study, a business plan, what would be the necessary investments and the profits that could be obtained, what would be the expenses of setting up the culture, of exploitation (fuel, labor, plant treatment, etc.);

COOPERATIVA AGRICOLĂ ÎN 2022.
UNDE SUNTEM,
UNDE PUTEM AJUNGE?

Vineri, 1 iulie, ora 10:00
Hotel Marshal Garden,
Calea Dorobanți 50B, București

Înscrie-te la
eveniment
gratuit!

The establishment of an agricultural business

START





Erasmus+



Thank you for your attention!

